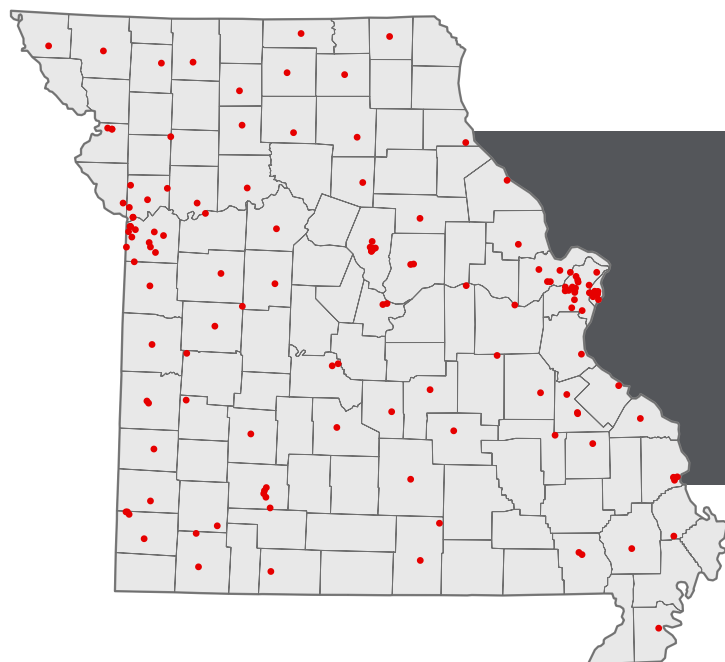


ALL HOSPITALS



137
MHA MEMBER
HOSPITALS

67 Medicare acute Inpatient Prospective Payment System hospitals

35 critical access hospitals

5 federal military or veterans hospitals

5 general or specialty pediatric hospitals

14 psychiatric hospitals

6 long-term, acute care hospitals

6 rehabilitation hospitals

27 for-profit organizations

108 tax-exempt organizations

65 private, not-for-profit organizations

34 state or local government acute care hospitals

7 psychiatric hospitals owned by the Department of Mental Health

HOSPITAL PAYER MIX

▶ **24.0%** Medicare

▶ **22.4%** Medicare Advantage

▶ **7.0%** Medicaid

▶ **11.1%** Medicaid Managed Care

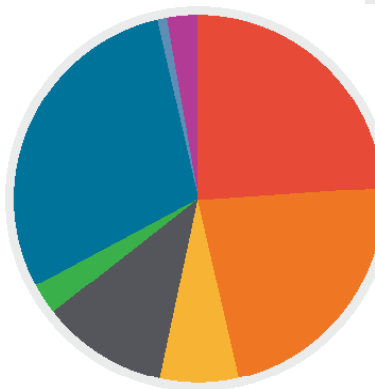
▶ **2.7%** Other Government

▶ **29.2%** Commercial and Managed Care

▶ **0.9%** Workers' Compensation

▶ **2.6%** Self-Pay

▶ **69.9%** PERCENT OF BUSINESS REIMBURSING LESS THAN COST



OPERATING MARGIN

Percent of hospitals operating at a loss/gain.

39.8% ▼

60.2% ▲

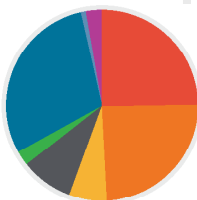
AVERAGE
OPERATING
MARGIN

2.9%

URBAN

HOSPITAL PAYER MIX

- ▶ **24.9%** Medicare
- ▶ **24.4%** Medicare Advantage
- ▶ **6.3%** Medicaid
- ▶ **8.9%** Medicaid Managed Care
- ▶ **2.7%** Other Government
- ▶ **29.3%** Commercial and Managed Care
- ▶ **0.9%** Workers' Compensation
- ▶ **2.6%** Self-Pay



▶ **69.8%** PERCENT OF BUSINESS REIMBURSING LESS THAN COST

OPERATING MARGIN

Percent of hospitals operating at a loss/gain.

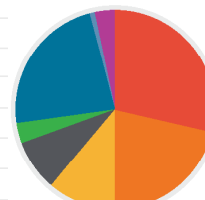
29.3% ▼ **70.7%** ▲

AVERAGE OPERATING MARGIN **2.4%**

RURAL

HOSPITAL PAYER MIX

- ▶ **28.8%** Medicare
- ▶ **21.4%** Medicare Advantage
- ▶ **11.3%** Medicaid
- ▶ **8.3%** Medicaid Managed Care
- ▶ **3.2%** Other Government
- ▶ **23.2%** Commercial and Managed Care
- ▶ **0.8%** Workers' Compensation
- ▶ **3.2%** Self-Pay



▶ **76.1%** PERCENT OF BUSINESS REIMBURSING LESS THAN COST

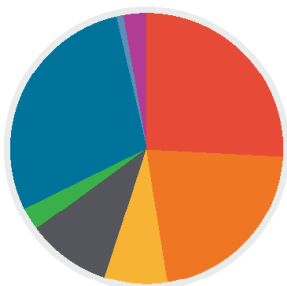
OPERATING MARGIN

Percent of hospitals operating at a loss/gain.

54.4% ▼ **45.6%** ▲

AVERAGE OPERATING MARGIN **0.4%**

340B Urban & Rural



HOSPITAL PAYER MIX

- ▶ **26.1%** Medicare
- ▶ **21.5%** Medicare Advantage
- ▶ **7.6%** Medicaid
- ▶ **10.1%** Medicaid Managed Care
- ▶ **2.8%** Other Government
- ▶ **28.6%** Commercial and Managed Care
- ▶ **0.8%** Workers' Compensation
- ▶ **2.6%** Self-Pay

▶ **70.6%** PERCENT OF BUSINESS REIMBURSING LESS THAN COST

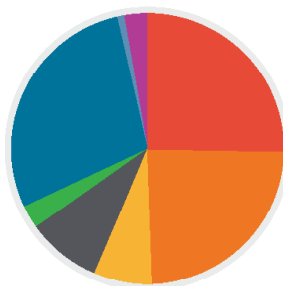
OPERATING MARGIN

Percent of hospitals operating at a loss/gain.

48.6% ▼ **51.4%** ▲

AVERAGE OPERATING MARGIN **-0.1%**

Inpatient Acute PPS



HOSPITAL PAYER MIX

- ▶ **25.5%** Medicare
- ▶ **24.0%** Medicare Advantage
- ▶ **7.1%** Medicaid
- ▶ **8.8%** Medicaid Managed Care
- ▶ **2.8%** Other Government
- ▶ **28.4%** Commercial and Managed Care
- ▶ **0.9%** Workers' Compensation
- ▶ **2.6%** Self-Pay

▶ **70.6%** PERCENT OF BUSINESS REIMBURSING LESS THAN COST

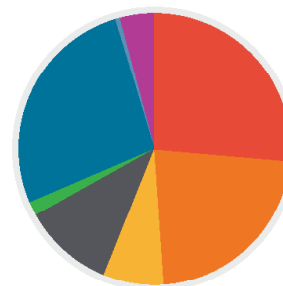
OPERATING MARGIN

Percent of hospitals operating at a loss/gain.

41.5% ▼ **58.5%** ▲

AVERAGE OPERATING MARGIN **2.0%**

CAH



HOSPITAL PAYER MIX

- ▶ **26.6%** Medicare
- ▶ **22.5%** Medicare Advantage
- ▶ **7.1%** Medicaid
- ▶ **10.7%** Medicaid Managed Care
- ▶ **1.7%** Other Government
- ▶ **26.8%** Commercial and Managed Care
- ▶ **0.6%** Workers' Compensation
- ▶ **3.9%** Self-Pay

▶ **72.6%** PERCENT OF BUSINESS REIMBURSING LESS THAN COST

OPERATING MARGIN

Percent of hospitals operating at a loss/gain.

48.5% ▼ **51.5%** ▲

AVERAGE OPERATING MARGIN **-0.2%**